

**BEDMUTHA INDUSTRIES LIMITED****Unaudited Standalone Financial Results for the year ended 31st March, 2011**

(Rs. In Lacs)

Particulars	3 months ended	Year ended	Previous Year ended
	31.03.2011	31.3.2011	31.03.2010
	Unaudited*	Unaudited*	Audited
1. Net Sales/Income from Operations	5,408.72	18,974.51	14,950.37
2. Expenditure			
a. (Increase)/Decrease in stock in trade and work in progress	(87.69)	(675.26)	(1,202.11)
b. Consumption of Raw Materials	3,920.33	16,265.00	11,881.66
c. Purchase of Traded Goods	865.58	1,039.13	1,026.74
d. Employees Cost	101.65	454.12	319.83
e. Depreciation	115.77	460.67	364.40
f. Other Expenditures	141.46	374.57	390.52
<b>i. Total</b>	<b>5,057.10</b>	<b>17,918.23</b>	<b>12,781.04</b>
3. Profit from Operations before Other Income, Interest and Exceptional Items (1-2)	351.62	1,056.28	2,169.34
4. Other Income	26.92	47.12	31.10
5. Profit before Interest and Exceptional Items (3+4)	378.54	1,103.40	2,200.44
6. Interest	153.46	612.40	668.97
7. Profit after Interest but before Exceptional Items (5-6)	225.08	491.00	1,531.47
8. Exceptional items	-	0.81	-
9. Profit (+)/ Loss (-) from Ordinary Activities before tax (7-8)	225.08	490.19	1,531.47
10. Tax Expense	120.04	222.37	530.08
11. Net Profit (+)/ Loss (-) from Ordinary Activities after tax (9-10)	105.05	267.82	1,001.39
12. Extraordinary Item	-	-	-
13. Net Profit(+)/ Loss(-) for the period	105.05	267.82	1,001.39
14. Paid-up equity share capital	2,103.16	2,103.16	1,202.74
15. Reserve excluding Revaluation Reserves	10,201.96	10,201.96	1,650.27
16. Earnings Per Share (EPS):			
a) Basic and diluted EPS before Extraordinary items	Rs. 0.65	Rs. 1.66	Rs. 8.29
b) Basic and diluted EPS after Extraordinary items	Rs. 0.65	Rs. 1.66	Rs. 8.29
17. Public Shareholding			
- No. of shares	91,15,544	91,15,544	1,11,333
- Percentage of shareholding	43.34	43.34	0.93
18. Promoters and promoter group holding			



a) Pledged/Encumbered			
- Number of shares	-	-	-
- Percentage of shares (% to Promoters )	-	-	-
- Percentage of shares (% of the total )	-	-	-
b) Non-encumbered			
- Number of Shares	1,19,16,067	1,19,16,067	1,19,16,067
- Percentage of shares (% of promoters )	100.00	100.00	100.00
- Percentage of shares (as a % of the total)	56.66	56.66	99.07

As per limited review report of evendate

for Patil Hiran Jajoo & Co.

Chartered Accountants

  
Aniruddha Jajoo  
Partner


M No. 103246


Firm Reg No. 120117W


Date: 12th May 2011

Place: Nashik

for Bedmutha Industries Limited



  
K R Bedmutha  
Chairman

  
Vijay Vedmutha  
Managing Director